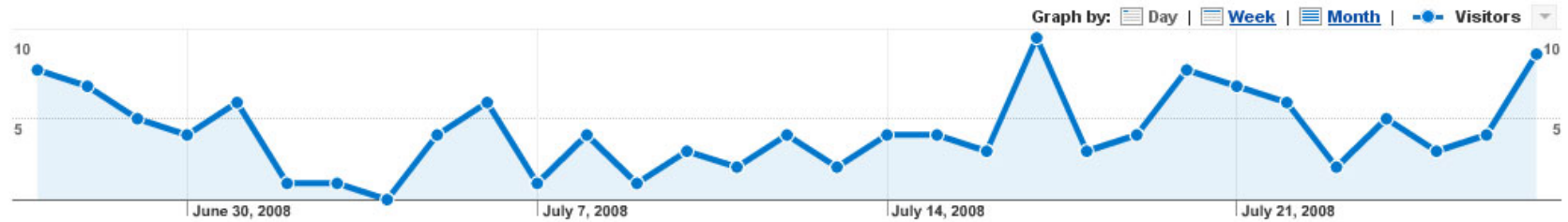


## Visitors Overview

Jun 27, 2008 - Jul 27, 2008  
Comparing to: [Site ?](#)



Export | Email | Add to Dashboard



### 94 people visited this site

-  **195** [Visits](#)
-  **94** [Absolute Unique Visitors](#)
-  **348** [Pageviews](#)
-  **1.78** [Average Pageviews](#)
-  **00:03:02** [Time on Site](#)
-  **60.51%** [Bounce Rate](#)
-  **45.13%** [New Visits](#)

### Visitor Segmentation

-  **Visitors Profile:** [languages](#), [network locations](#), [user defined](#)
- Browser Profile:** [browsers](#), [operating systems](#), [browser and operating systems](#), [screen colors](#), [screen resolutions](#), [java support](#), [Flash](#)
-  **Map Overlay**  
Geolocation visualization

### Technical Profile

Browser	Visits	% visits
<a href="#">Firefox</a>	166	85.13%
<a href="#">Internet Explorer</a>	22	11.28%
<a href="#">Safari</a>	7	3.59%

[view full report](#)

Connection Speed	Visits	% visits
<a href="#">Cable</a>	155	79.49%
<a href="#">OC3</a>	14	7.18%
<a href="#">DSL</a>	13	6.67%
<a href="#">Unknown</a>	8	4.10%
<a href="#">T1</a>	3	1.54%

[view full report](#)

[Overview »](#)

## Visitor Loyalty

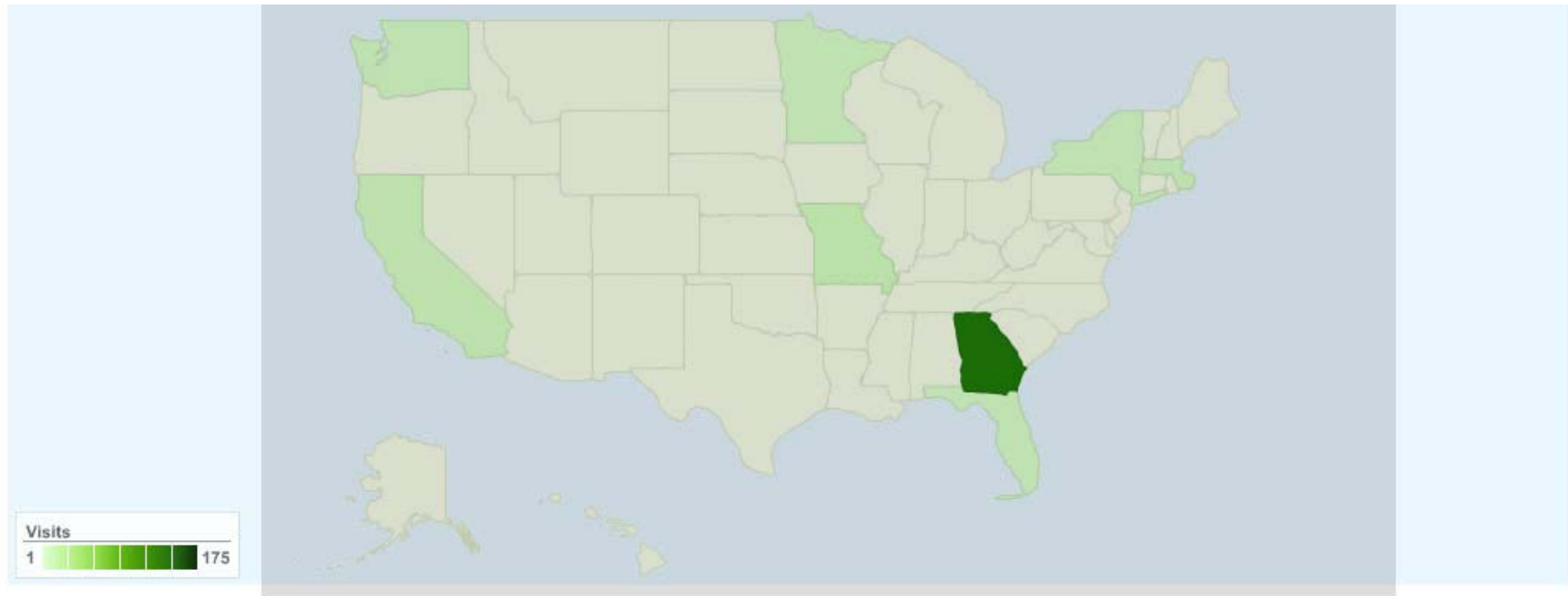
Jun 27, 2008 - Jul 27, 2008

Comparing to: [Site ?](#)

[Export](#) [Email](#) [Add to Dashboard](#)

### Most people visited: 1 times

Number of Visits	Visits	Percentage of all visitors
1 times	88	45.13%
2 times	15	7.69%
3 times	5	2.56%
4 times	5	2.56%
5 times	5	2.56%
6 times	2	1.03%
7 times	2	1.03%
8 times	3	1.54%
9-14 times	14	7.18%
15-25 times	15	7.69%
26-50 times	27	13.85%
51-100 times	14	7.18%



## This country/territory sent 194 visits via 8 regions

Detail Level: [City](#) | [Region](#) Segment: [Choose...](#)

Views:

**Site Usage** [Goal Conversion](#)

Visits		Pages/Visit		Avg. Time on Site		% New Visits		Bounce Rate	
<b>194</b>	?	<b>1.79</b>	?	<b>00:03:02</b>	?	<b>44.85%</b>	?	<b>60.31%</b>	?
% of Site Total: 99.49%		Site Avg: 1.78 (0.23%)		Site Avg: 00:03:02 (0.52%)		Site Avg: 45.13% (-0.63%)		Site Avg: 60.51% (-0.34%)	
Region		Visits ↓	Pages/Visit	Avg. Time on Site	% New Visits	Bounce Rate			
1.	<a href="#">Georgia</a>	175	1.85	00:03:21	41.71%	57.71%			
2.	<a href="#">Missouri</a>	7	1.29	00:00:02	42.86%	71.43%			
3.	<a href="#">California</a>	4	1.00	00:00:00	100.00%	100.00%			
4.	<a href="#">New York</a>	2	1.00	00:00:00	100.00%	100.00%			
5.	<a href="#">Massachusetts</a>	2	1.00	00:00:00	100.00%	100.00%			
6.	<a href="#">Washington</a>	2	1.00	00:00:00	50.00%	100.00%			
7.	<a href="#">Minnesota</a>	1	1.00	00:00:00	100.00%	100.00%			
8.	<a href="#">Florida</a>	1	3.00	00:04:33	100.00%	0.00%			